

Boys Classic Challenge Tournament Online Registration

Required Documents

1. Official NTSSA Spring Roster (signed by Coach & Registrar)
2. Medical Release (1 per player)
(Mandatory)

1. Login to "Team" GotSoccer Account"
2. Under "Event History" find "2014 Challenge Tournament"
3. Click on the "2014 Challenge Tournament"

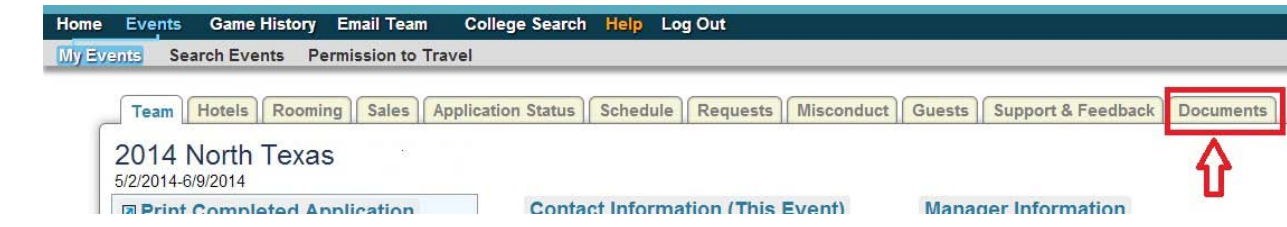
(Challenge Tournament Event does not show in illustration - Example is North Texas)

Fig 1



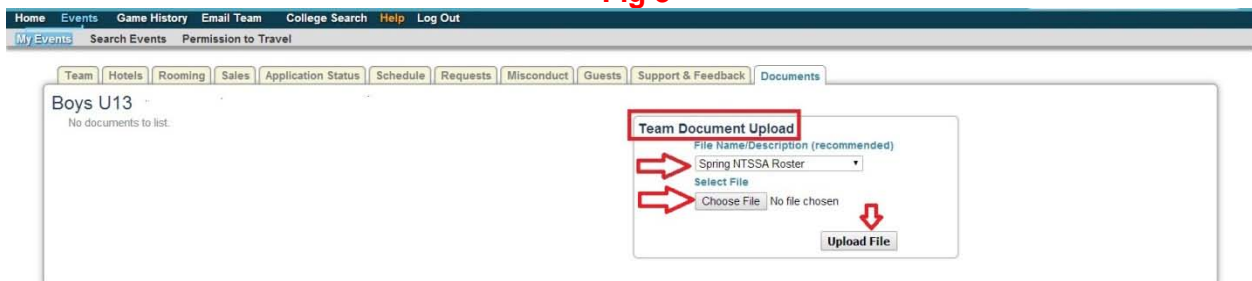
1. Click on "Documents"

Fig 2



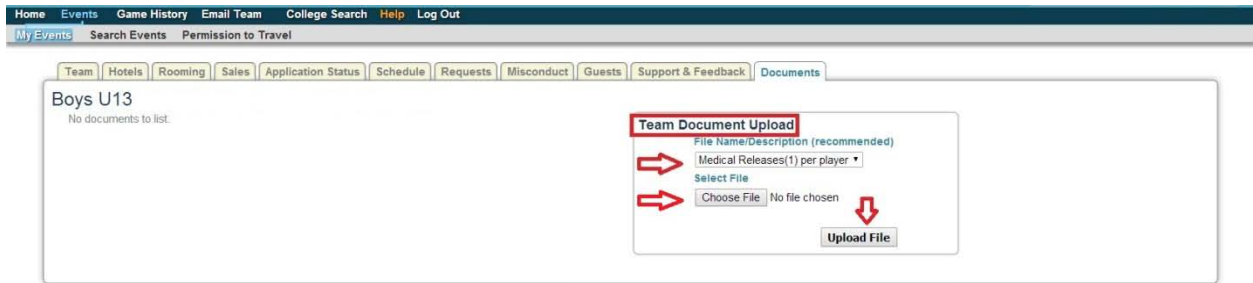
1. Go to "Team Document Upload"
2. Click on the "Arrow on the right side of the Drop Down Box"
3. Pick "Spring NTSSA Roster" from the drop down box
4. Click "Choose File"
5. Find "Spring NTSSA Roster" on your computer
6. "Upload" Spring NTSSA Roster

Fig 3



1. Still in “Team Document Upload”
2. Click on the “Arrow on the right side of the Drop Down Box”
3. Pick “Medical Releases” from the drop down box
4. Click “Choose File”
5. Find “Medical Releases” on your computer
6. “Upload” Medical Releases

Fig 4



1. Still in “Team Document Upload”
 2. Click on the “Arrow on the right side of the Drop Down Box”
 3. Pick “All Paperwork Together” from the drop down box
- This should only be picked if you have scanned all your paperwork into (1) document
4. Click “Choose File”
 5. Find “Document” on your computer
 6. “Upload” Document

Fig 5

